

# Motorola Mobile Workstation 800 Mounting Solutions






## Reliable Mounts that Support Critical Data Needs

Gamber-Johnson offers several rugged, well connected mounting systems for the Motorola Mobile Workstation 800. We have the broadest line of vehicle mounts and components in the industry to fit any application.



Very Well Connected™

Computer	Motorola MW800		
Device type			
Product Highlights	<ul style="list-style-type: none"> <li>• Can be inserted into any Gamber-Johnson Lower Tube or Vehicle Base that has a welded Lower Tube</li> <li>• The display can easily be tilted forward up to 90° or back toward the dash 15° by loosening the adjustable knob.</li> <li>• Handle lever can be loosened for easy height adjustment and swiveling of the display. Features a set collar to prevent the display from falling when making swivel adjustments.</li> <li>• CPU bracket allows for the CPU to be mounted vertically or horizontally.</li> <li>• Keyboard articulating arm has 180° range of motion and can be pulled out to position the keyboard for easier typing.</li> <li>• Keyboard mount can be tilted up or down for typing comfort and allows the keyboard to be quickly removed and inserted.</li> </ul>	<ul style="list-style-type: none"> <li>• The MW800 mounting system can be placed on any standard-adjustable or quick-adjustable Upper Tube (order separately) allowing flexibility in how far the equipment extends away from the pole towards the user. The Upper Tube can either be placed on any Lower Tube or Vehicle Base with a welded pole which allows for flexibility in the systems height adjustment (order separately).</li> <li>• The screen can be easily tilted forward up to 90° or back towards the dash 15° by loosening the adjustable knob.</li> <li>• The keyboard articulating arm has 180° range of motion and can be pulled out to position the keyboard for easier typing.</li> <li>• Keyboard mount can be tilted up or down for typing comfort and allows the keyboard to be quickly removed and inserted.</li> </ul>	<ul style="list-style-type: none"> <li>• Can be mounted to any flat horizontal surface. Designed specifically to mount on a tunnel plate or directly to transmission hump.</li> <li>• The display can be easily tilted forward up to 45° or back toward the dash 10°.</li> <li>• Display and keyboard can be adjusted up/down for optimal positioning.</li> <li>• CPU trunnion can be mounted horizontally or vertically and allows easy access to CPU.</li> <li>• Keyboard articulating arm has 180° range of motion and can be pulled out to position the keyboard for easier typing.</li> <li>• Keyboard mount can be tilted down for typing comfort and allows the keyboard to be quickly removed and inserted.</li> </ul>
Tilt/Swivel	<p><b>Tilt</b></p> <ul style="list-style-type: none"> <li>• Display can be tilted up to 90° forward/15° back toward the dash.</li> <li>• Keyboard can be tilted up to 90°.</li> </ul> <p><b>Swivel</b></p> <ul style="list-style-type: none"> <li>• Display can swivel 360°.</li> <li>• Keyboard can swivel up to 180°.</li> </ul>	<p><b>Tilt</b></p> <ul style="list-style-type: none"> <li>• Display can be tilted up to 90° forward/15° back toward the dash.</li> <li>• Keyboard can be tilted up to 90°.</li> </ul> <p><b>Swivel</b></p> <ul style="list-style-type: none"> <li>• Mount doesn't swivel on the Upper Tube by itself. Left and right rotational adjustments and height adjustments can be made by the Upper and Lower Tube combination (order separately).</li> </ul>	<p><b>Tilt</b></p> <ul style="list-style-type: none"> <li>• Display can be tilted up to 45° forward/10° back toward the dash.</li> <li>• Keyboard can be tilted down to 90°.</li> </ul> <p><b>Swivel</b></p> <ul style="list-style-type: none"> <li>• Display can be swiveled 10° toward the driver or passenger.</li> </ul>
Warranty	3 year limited warranty	3 year limited warranty	3 year limited warranty
Dimensions (H x D x W)	6.80" x 6.25" x 14.00"	16.34" x 14.51" - 20.86" x 13.91"	3.00" x 6.00" x 12.75"
Item No.	<b>NP-MW800-PED</b>  <i>Note: Lower Tube or Vehicle Base with a welded pole sold separately</i>	<b>NP-MW800-UPP</b>  <i>Note: Upper Tube and Lower Tube or Vehicle Base with a welded pole sold separately</i>	<b>SDI 8400</b>

# Motorola MW800



- |  |   |   |
|--|---|---|
| <ul style="list-style-type: none"> <li>• Can be mounted to any flat horizontal surface. Designed specifically to mount on a MCS top plate or tunnel plate.</li> <li>• The display can be easily tilted forward up to 45° or back toward the dash 10°.</li> <li>• Display and keyboard can be adjusted up/down for optimal positioning.</li> <li>• CPU box designed to open easily for maintenance</li> <li>• Keyboard articulating arm has 180° range of motion and can be pulled out to position the keyboard for easier typing.</li> <li>• Keyboard mount can be tilted down for typing comfort and allows the keyboard to be quickly removed and inserted.</li> </ul> | <ul style="list-style-type: none"> <li>• Can be mounted to any flat vertical surface. Designed specifically as a dash mount for vertical mounting in a fire engine or EMS cab.</li> <li>• The display can be easily tilted forward up to 45° or back toward the dash 10°.</li> <li>• Keyboard mount can be tilted up to 90° and be quickly removed and inserted.</li> </ul> | <ul style="list-style-type: none"> <li>• Can be mounted to any flat vertical surface. Designed specifically as a dash mount for vertical mounting in a fire engine or EMS cab.</li> <li>• The display can be easily tilted forward up to 45° or back toward the dash 10°.</li> <li>• Keyboard mount can be tilted up to 90° and be quickly removed and inserted.</li> </ul> |
|--|---|---|

- |  |   |  |
|--|---|--|
| <p><b>Tilt</b></p> <ul style="list-style-type: none"> <li>• Display can be tilted up to 45° forward/10° back toward the dash.</li> <li>• Keyboard can be tilted down to 90°.</li> </ul> <p><b>Swivel</b></p> <ul style="list-style-type: none"> <li>• Display can be swiveled 10° toward the driver or passenger.</li> </ul> | <p><b>Tilt</b></p> <ul style="list-style-type: none"> <li>• Display can be tilted up to 45° forward/10° back toward the dash.</li> <li>• Keyboard can be tilted down to 90°.</li> </ul> | <p><b>Tilt</b></p> <ul style="list-style-type: none"> <li>• Three swivel points             <ul style="list-style-type: none"> <li>• Display can be tilted up to 45° forward/10° back</li> <li>• Keyboard can be tilted up to 90°</li> <li>• Both display and keyboard can be swiveled together up to 60° right/60° left</li> </ul> </li> </ul> <p><b>Swivel</b></p> <ul style="list-style-type: none"> <li>• Both display and keyboard can be swiveled together up to 60° right/60° left</li> </ul> |
|--|---|--|

3 year limited warranty	3 year limited warranty	3 year limited warranty
-------------------------	-------------------------	-------------------------

5.50" x 6.00" x 12.75"	16.50" x 13.50" x 12.75"	14.00" x 13.50" x 12.75"
------------------------	--------------------------	--------------------------

SDI 8410	SDI 8425  RM8415 - CPU trunnion (sold separately)	SDI 8425-1  RM8415 - CPU trunnion (sold separately)
----------	---	---



Very Well Connected™

3001 Borham Ave  
Stevens Point, WI 54481  
Toll-Free: 800-456-6868  
Phone: 715-344-3482  
Fax: 715-344-5209  
Email: [gamberj@gamberjohnson.com](mailto:gamberj@gamberjohnson.com)  
Website: [www.gamberjohnson.com](http://www.gamberjohnson.com)

Distributed by:

